

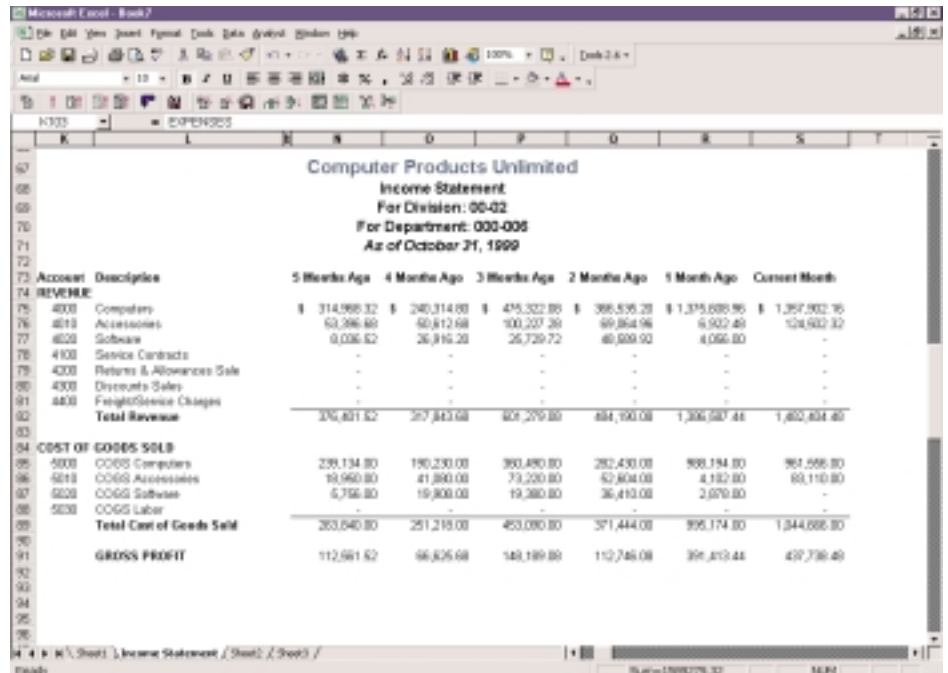
ADVANCED FINANCIAL ANALYST

A Microsoft Excel Reporting Tool

Advanced Financial Analyst is a state of the art reporting tool that provides access to your general ledger data directly from Microsoft Excel, the most popular spreadsheet in the world.

There are two primary components to Advanced Financial Analyst: Author and Analyst. Use Author to design report templates. Begin with an existing template or start from scratch. Place entire rows and columns of information in the worksheet with user-friendly wizards. Build in filters that allow users to specify report criteria when viewing the report. Add drill down capability to a report by simply checking a box. Or, create a data source to be used in conjunction with Excel pivot tables. Author makes template creation easy thanks to innovative programming that was done using 100% Microsoft tools.

Use Analyst to view reports using your templates. Simply open the template, select any filter criteria and run it. The report is automatically generated with new data from the selected period. This means your time is spent analyzing data, not entering it. And, because your data is in Excel, you have a full complement of tools available to you. Perform 'what-if' analysis. Create charts and graphs. Or, distribute the information in native Excel, HTML or text formats. It's all fast and easy because your data is in Excel.



Computer Products Unlimited						
Income Statement						
For Division: 00-02						
For Department: 000-006						
As of October 31, 1999						
Account	Description	5 Weeks Ago	4 Months Ago	3 Weeks Ago	2 Months Ago	1 Month Ago
REVENUE:						
4000	Computers	\$ 314,989.32	\$ 240,314.00	\$ 475,322.89	\$ 386,536.29	\$ 1,375,689.96
4210	Accessories	62,386.69	60,812.68	100,227.26	89,854.96	9,922.49
4220	Software	9,036.52	26,916.29	25,729.72	48,959.93	4,066.80
4100	Service Contracts	-	-	-	-	-
4200	Returns & Allowances Sale	-	-	-	-	-
4300	Discount Sales	-	-	-	-	-
4400	Freight/Service Charges	-	-	-	-	-
Total Revenue		276,412.52	327,842.98	601,279.87	525,351.18	1,490,679.25
COST OF GOODS SOLD:						
5000	COGS Computers	239,134.80	190,230.00	393,490.80	282,430.00	988,194.80
5210	COGS Accessories	19,960.80	41,880.00	73,220.80	52,804.00	4,182.80
5220	COGS Software	5,756.80	19,900.00	19,280.80	36,410.00	2,970.80
5230	COGS Labor	-	-	-	-	-
Total Cost of Goods Sold		264,852.40	251,910.00	485,992.40	371,644.00	1,044,348.40
GRAND PROFIT		111,560.12	75,932.98	115,287.47	153,707.18	446,330.85

Financial statements are presented directly in MS Excel, where they can be further manipulated, published to an intranet, emailed to others or included in MS Word documents.

Additional Advanced Financial Analyst features:

Types of Reports You Can Create

- Balance Sheet
- Income Statement
- Expense Summary
- Revenue Analysis
- Trial Balance
- GL Journal
- Trend Report
- and many more!

Compatibility

- Office 2000
- Office 97
- Office XP

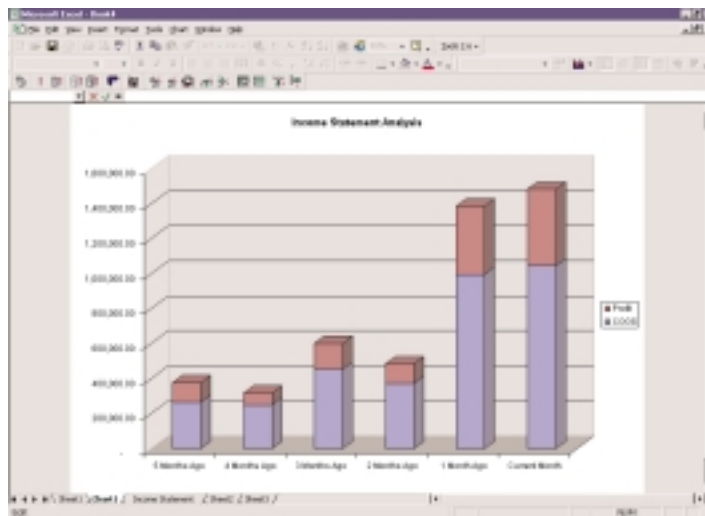
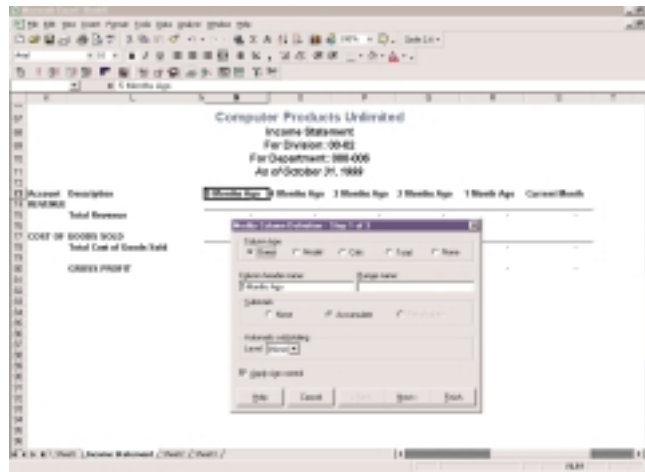
Distribution

- Excel template (for viewers with Analyst)
- Excel file (for viewers with Excel)
- HTML (for viewers with a browser)
- Text (to e-mail as straight text)

Drilldown Capabilities

- GL accounts
- Journal entries
- Summary balances
- Detail balances

Wizards guide you through modifying columns in Author.



Analyze your data using charts in MS Excel.